



Freedom for the tongue!

2D[®] Lingual Brackets*

The flattest brackets on the market
for best patient comfort.



*3rd Generation

Freedom for the tongue!

When using Forestadent's new 2D[®] lingual brackets, the tongue of your patient can keep its habitual space. Because tongues – especially the cheeky ones – need its freedom!

They are extremely flat, comfortable and thanks to its uncomplicated technique ideally suited for clinicians who would like to enter the field of lingual orthodontics – the new 2D[®] lingual brackets by Forestadent. Easy to handle, reasonably priced and no lab costs. This bracket system is a cost effective way to introduce lingual orthodontics into any practice.

The flattest bracket in the world

The new 2D[®] lingual bracket has a total thickness of 1.3 to 1.65 mm. In combination with its round edges and smooth surfaces it is the number one bracket in terms of patient comfort. **1**

Easy to use

2D[®] lingual brackets are easy to use self ligating brackets with a vertical slot for fast and easy archwire insertion. The archwire is inserted from the occlusal aspect into the special self ligating clips, which assure a better wire control and easy opening. **2**

Best patient comfort

When using the new 2D[®] lingual brackets, your patient will not be effected by impairments in eating or speaking. Your patient can speak and eat immediately after insertion of the appliance without any noticeable difference in speech. **3**

1



2



3



*Special thanks goes to the doctors Gérard Altounian, Vittorio Cacciafesta, Alexander Gebhardt, Jakob Karp and Björn Ludwig, which have actively contributed to the development of the 3rd generation 2D[®] lingual brackets.



Excellent biomechanics

The bracket is bonded close to the centre of resistance and therefore offers excellent biomechanics for tipping and rotating teeth. The first treatment phase can be achieved remarkably fast.

New bracket types in the 3rd generation*

The 2D® lingual brackets are offered in a wide variety of bracket types for every possible application. The following models in the 3rd generation of the 2D® lingual brackets are now available:

- The 2D® lingual bracket with T-hook for fixing elastic chains. **4**
- The 2D® plus lingual bracket to apply torque on a single tooth. **5**
- The 2D® plus lingual bracket with a gingival hook for applying intermaxillary elastics.

New: BioLingual® archwires and lingual tubes

New BioLingual® archwires and lingual tubes especially designed for lingual treatment are now available. The mushroom shaped archwires are available in six different shapes and each shape in four different sizes (.010", .012", .014", and .016"). The BioLingual® archwires made of thermoactive NiTi alloy are extremely flexible and offer efficient force expression for faster treatment – just like the well-known BioStarter® and BioTorque® archwires. **6**

4



5



6



2D[®] Lingual-Brackets – The lingual brackets for simple cases

Clinical cases

Case 1: Dr. A. Gebhardt, Bad Wildungen, Germany. Class I with crowding in upper and lower jaw.



Nov. 9th 2006



June 5th 2008



Nov. 9th 2006



June 5th 2008

Case 2: Dr. V. Cacciafesta, Pavia, Italy.



Start



After 3 months

Case 3: Dr. V. Cacciafesta, Pavia, Italy.



Start



After 3 months

Case 4: Dr. V. Cacciafesta, Pavia, Italy. Class I with crowding in upper and lower jaw.



Start



Start



After 2 months



After 4 months



After 4 months



Start



After 2 months



After 4 months

Case 5: Dr. Karp, Munich, Germany. Class I, deep bite and upright/slightly retroclined – 11 and 21.



Start Sept. 22nd 2005



Febr. 28th 2006



Start Sept. 22nd 2005



Situation Dec. 15th 2005

Case 6:

Dr. Geserick, Ulm, Germany.
Patient with veneers to extend clinical crowns and to raise posterior bite.



Start – upper jaw



Oct. 27th 2006



Dec. 8th 2006



Start – lower jaw



Oct. 27th 2006



Dec. 8th 2006

Case 7: Dr. B. Ludwig and Dr. B. Glasl, Traben-Trarbach, Germany.



Upper incisors torqued with 2D plus brackets.

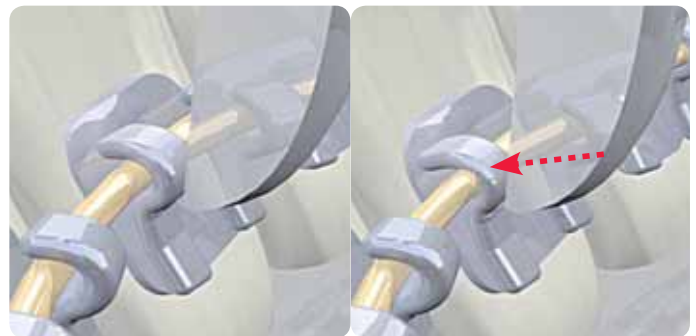


Indirect Bonding



The 2D® lingual bracket can be bonded directly or indirectly.

Closing of the clip



The 2D® lingual bracket can easily be closed by using a Weingart ultra lightwire plier or a band removing plier.


Easy opening of the clip



The 2D® lingual bracket is easy to open. Just slide the special explorer between clip and bracket base and open the clip by lever movement.

2D® Lingual-Starter Kit New version!

CE 0297

	707-1503	<p>Starter Kit 2D® Lingual Brackets with and without hook</p> <p>2D® Lingual Brackets – 5 cases (60 with T-hook, 40 without hook) 1 Model 2D® Lingual Brackets upper + lower</p>
	707-1504	<p>Starter Kit 2D® Lingual Brackets with T-hook</p> <p>2D® Lingual Brackets – 5 cases with T-hook. (100 Brackets) 1 Model 2D® Lingual Brackets upper + lower</p>
		<p>additional contents in both kits</p> <p>1 Special explorer with director</p> <p>1 BioLingual® archwire upper 0.010" - Shape 2 1 BioLingual® archwire upper 0.010" - Shape 5 1 BioLingual® archwire upper 0.012" - Shape 2 1 BioLingual® archwire lower 0.012" - Shape 3 1 BioLingual® archwire lower 0.012" - Shape 4 1 BioLingual® archwire lower 0.012" - Shape 5 1 BioLingual® archwire lower 0.016" - Shape 2 1 BioLingual® archwire lower 0.016" - Shape 3 1 BioLingual® archwire lower 0.012" - Shape 4 1 BioLingual® archwire lower 0.012" - Shape 5</p> <p>1 CD Rom 2D® Lingual Brackets Patient brochure Lingual (appr. 25 pieces) Template for BioLingual®-archwires</p>

2D® Lingual-Brackets – Modell

	950-0213	Model 2D® Lingual Brackets
--	----------	-----------------------------------

Memory Maker – 3rd Generation*

CE **

		<p>Memory-Maker</p> <p>With the Memory-Maker you can program the superelastic Memory-Form of Nickel-Titanium Wires, e.g. FORESTADENT Titanol® or you can change already programmed Memory-Forms.</p>
	900-1007	Memory-Maker without pliers
	900-1008	Memory-Maker with 2 pliers 501-0810







*acc. to Prof. Dr. F. G. Sander **73/23 EWG 89/336 EWG

Materials for lingual technique




BioLingual® archwires **NEW!**

CE 0297

Size	Profile	Force	Content	 Shape 1	 Shape 2	 Shape 3	 Shape 4	 Shape 5	 Shape 6
.010"	●	20 g	10 pcs	270-0125	270-0225	270-0325	270-0425	270-0525	270-0625
.012"	●	30 g	10 pcs	270-0130	270-0230	270-0330	270-0430	270-0530	270-0630
.014"	●	40 g	10 pcs	270-0135	270-0235	270-0335	270-0435	270-0535	270-0635
.016"	●	50 g	10 pcs	270-0140	270-0240	270-0340	270-0440	270-0540	270-0640


Titanol® archwires






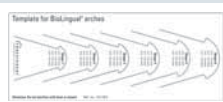

CE 0297

	Size	Quality	Content	Order-no.
Maxillary	max .012"	Titanol®	10	272-0830
	mand .012"		10	272-0930
Mandibular	max .014"	Titanol®	10	272-0835
	mand .014"		10	272-0935
Shape 2	max .016"	Titanol®	10	272-0840
	mand .016"		10	272-0940
	max .016" x .016"	Titanol®	10	272-1440
	mand .016" x .016"		10	272-1540
	max .022" x .016"	Titanol®	10	272-2040
	mand .022" x .016"		10	272-2140

Betaflex Titan

CE 0297

Betaflex titanium wires – straight, 380 mm = 15" length	Size	Profile	Content	Order-no.
	.016 x .022		10	220-4055

		Content	Description
655-0015 CE		1 roll (1,5 m)	Lingual elastic chain – flatter than standard-chains
501-0843 CE		1	Special explorer with director to open the 2D lingual brackets
501-0845 CE		1	Weingart-Ultra light wire plier 
501-0935 CE		100	Plastic cover for Weingart-Ultra light wire plier
435-0005		1	Template for BioLingual® archwires
501-0863 CE		1	Lingual calliper rule with graphite marker